

# *Madigan Library*

<http://www.pct.edu/library>

## **HTH310 - Health Issues & Transitions**

**Library Research Guide**

**Librarian: Judy McConnell, MSLS, Associate Professor**

**Instructor: Karen Martin, M.S.N., R.N.**

### **The objectives of this Guide are to enable you to:**

[Review Your Assignment](#)

[Use Search Hints](#)

[Locate Journal Titles](#)

[Request Items from another library](#)

[Identify Scholarly Journals](#)

[Cite Your Sources](#)

[Use Subject Guide](#)

[Get Help](#)

[Find Books on Research Topic](#)

[Find Journal Articles in Databases](#)

[Review Sample Databases](#)

[Search "Google Scholar"](#)

## Your Assignment

Mrs. Martin has asked you to find scholarly research articles on the influences of cultural diversity and science and technology on the healthcare of the 65+ age group. You will need to use the APA Style for citing your sources. Make a list of keywords and phrases you could search. Use this guide to help with your research.

[Top of Page](#)

## Search Hints

List keywords and phrases and related words you could use for your topic. Remember to use AND when connecting words or phrases, i.e. ethics AND elderly Use truncation symbols carefully to retrieve all variations of a root word

Example: *diagnos\** = *diagnose, diagnosing, diagnosis, diagnostic*  
Databases may have different symbols: check “Help” screens

Check “Subject Lists” & “Thesauri” – every database has a controlled vocabulary!  
Databases contain different journals; search several to find what you need.  
Scholarly articles will always have References at the end.

[Top of Page](#)

## Locate Journal Titles

### [Journal Locator](#)

If the database you are searching does not have the FULL TEXT or PDF of the article, **Journal Locator** will tell you if the journal TITLE is in print in the Madigan Library Collection and/or full text in the Library Databases. Watch for a link to this directly if the article is not full text in the Databases

## Request Items from Another Library

### [Interlibrary Loan](#) (ILLiad)

Use our delivery service to request books and articles that are not located in the Madigan Library Catalog or the Library Databases. You must register (for free) as a “First Time User”

Many of the databases have a link directly to “ILLiad”, through “Document Delivery” or “Borrow from another library”

## Identify Scholarly Journals

### [Scholarly Journals vs. Popular Magazines](#)

Wondering if your article is from a scholarly journal? Use this simple comparative chart from Duke Universities libraries. Also most databases will have a box to check for “Scholarly” or “Peer Reviewed”. Even so, always check for “References” at the end of the article to be sure your article is scholarly!

### [Peer Reviewed Journals](#)

What is a peer reviewed (refereed) journal? Articles are reviewed by the author’s peers (refereed) before the article is published. In the front of a print journal, it will indicate if the journal is peer reviewed or refereed. Ask at the Reference Desk for help.

## Cite Your Sources

### [Citing Your Sources](#)

A selection of style manuals and wizards. There are also copies of the *APA Style Manual* at the reference desk in the Madigan Library.

### [Medicine & Health Databases](#)

Also click on “related info” beside some of the Database names for directions on how to automatically generate a “Works Cited/Bibliography” within that Database.

## Subject Guide

### [Health Sciences Subject Guide](#)

Find links to health related sources, including encyclopedias, dictionaries, Medicine & Health Databases, and Citing Your Sources.

## Get help

The [Madigan Library](#) can assist you in your research and answer other questions:

### [Ask a Librarian](#)

AOL Messenger

- [PCTLibRef](#) (offline)
- [Text Us](#)

**Toll free: 1-800-367-9222 (#9)**

[Top of Page](#)

## Find Books

### [“In the Madigan Library”](#)

Search here to find titles and locations of books, magazines, journals, newspapers, videos and DVDs found in the Madigan Library.

## Find Journal Articles

### [Medicine & Health Databases](#)

Search these individual databases for articles and books on medicine and health topics. Some databases will contain the full text of the article or the online book; others will provide only a citation (titles, authors, publishers, date and/or pages).

Also see other [Subject Databases](#) , depending on your topic, such as “Business and Law” for healthcare finances, and “Education, Psychology and Sociology”, for nursing homes.

### [WebFeat](#)

This search engine will let you search multiple databases simultaneously. Limit your dates to the current 5 years. Choose groups of databases or individual databases. Remember to mark the “Peer Reviewed” box. If you get too many hits, mark the “Full Text box”.

## Review Sample Databases

There are two kinds of databases; those that contain abstracts or summaries only and those that include the complete article with the citation (article & journal title, author, date & pages). Here are some guidelines for searching a few Databases. See the complete list in the [Medicine & Health Databases](#) to increase your chances of finding the best information on your topic. Check other [Subject Databases](#) for business, sociology, etc., depending on your topic.

# ProQuest

[ProQuest Medical Library](#)

- Abstracts, and full text articles
- Truncation = \* (asterisk)

\*\*\*\*\*

1. In the “Basic Search” box, type your words and phrases, using AND as a connector.  
For example: ethical issues AND elderly, also try: ethic\*AND aging
2. Check the “Scholarly journals, including peer-reviewed” box
3. Click “Search”

Basic   Advanced   Publications   My Research  
0 marked items

Databases selected: ProQuest Medical Library

Basic Search   Tools: Search Tips   Browse Topics

Search   Clear

Database: Medical Sciences - ProQuest Medical Library   Select multiple databases



Date range: All dates

Limit results to:  Full text documents only  Scholarly journals, including peer-reviewed [About](#)

[More Search Options](#)

4. From the “RESULTS”, Choose an article on your topic:

 [Text+Graphics](#) |  [Full Text - PDF](#) = article available full text

 [Abstract](#) |  [Find a copy](#) = Check “LinkSource” below to see if the journal is in the Madigan Library or full text in another Library Database:



**Find a copy:** Pennsylvania College of Technology

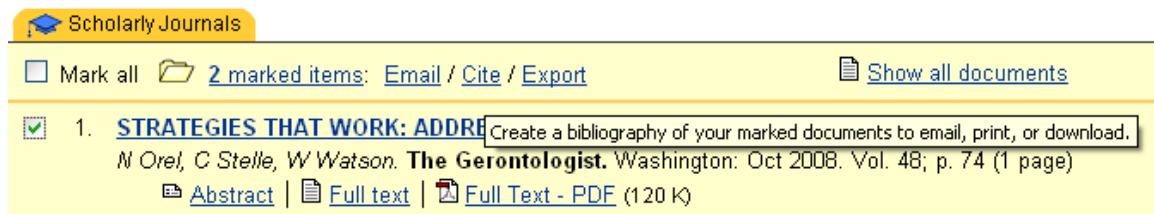
 [Check for availability in other Penn College Resources](#)

 [Click here to order Full Text from OCLC ILLiad Journal Locator](#)



If not, Click  and request the article.




You must be registered as a “First Time User”.

5. **CREATE A BIBLIOGRAPHY in PROQUEST:**



Scholarly Journals

Mark all  2 marked items: [Email](#) / [Cite](#) / [Export](#)  [Show all documents](#)

1. [STRATEGIES THAT WORK: ADDRESSING THE NEEDS OF OLDER ADULTS](#) Create a bibliography of your marked documents to email, print, or download.  
*N Ore, C Stelle, W Watson. The Gerontologist. Washington: Oct 2008. Vol. 48; p. 74 (1 page)*  
 [Abstract](#) |  [Full text](#) |  [Full Text - PDF](#) (120 K)

a. Click “Back” to your “Results” page

b. Mark article(s) by clicking in box beside the citation(s)

c. Scroll to top of screen, click on “Cite”

d. Choose APA -> Click “Download”

Copy and paste the Bibliography into a file in your H: drive.

➤ REMEMBER to follow the INSTRUCTIONS & correct the author’s name(s)

[Cumulative Index to Nursing and Allied Health Literature with Full Text](#) (CINAHL)

A database for nursing, dental hygiene, occupational therapy, radiography and other allied health studies. Only 5 simultaneous users. If you cannot get in, try later:



Searching: **CINAHL with Full Text** | [Choose Databases »](#)

**Search**

**Clear**



[Search Options](#) | [Basic Search](#) | [Advanced Search](#) | [Visual Search](#) | [Search History/Alerts](#) | [Preferences »](#)

### Limit your results

Look for scholarly journals by setting limits:

Peer Reviewed



Journal Subset

Middle East  
**Nursing**  
Online  
Online/Print

### SEARCHING TIPS:

- Not all articles are full text
- Truncation symbol in CINAHL is the \* (asterisk)

1. Search for your topic, using AND to separate words and phrases
2. Choose an article
3. Is it a Research article containing, a Method, Data, Tables and/or Graphs, Conclusion, and References?
4. If your article is not full text and you still want it, click on the following:

 [Check for Full Text in other Penn College Resources](#)



A service of the National Library of Medicine  
and the National Institutes of Health

[www.pubmed.gov](http://www.pubmed.gov)

[PubMed](#) is an index to thousands of articles in the National Library of Medicine.

Many have links to full text articles.

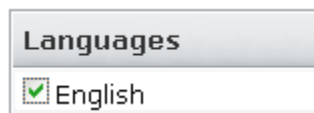
## Two ways to search:

### 1. Search PubMed



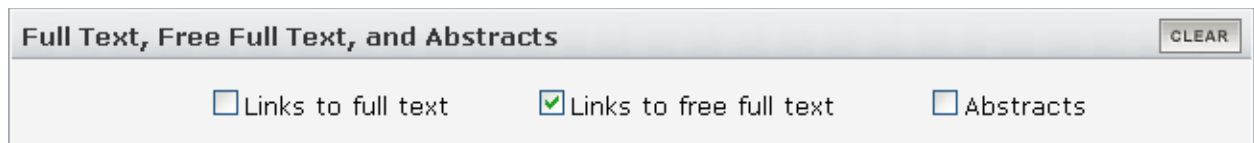
#### Searching Tips:

Set the “Limits” for Language to “English”



Set the “Limits” to “Links to free full text” but remember you will not get all the research written on your topic.

Ask for [Interlibrary Loan](#) (ILLiad), if your article is not full text:



Choose other limits as necessary

Truncation = \* (asterisk)

See [PubMed Tutorials](#) for more help

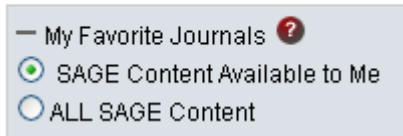
2. Search [NCBI](#) for all NLM databases at once, including full text Journals and Books. NOTE: “Limits” cannot be set

## [Sage Premier](#) Database

Many full text articles:

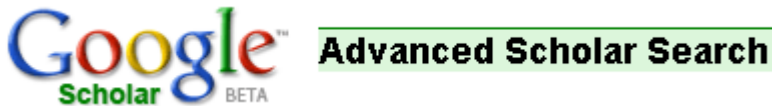
1. Click on “Advanced Search”
2. Type in your research topic(s)
3. Click “SAGE Content Available to Me”

Search Within



— My Favorite Journals ?  
 SAGE Content Available to Me  
 ALL SAGE Content

2. Choose a “Date Range”



Use [Google Advanced Scholar Search](#) to find quality research articles

As per Mrs. Martin “do not use internet sites of .com, .gov,.or,.org”

**Note: .com is in the urls below but the articles themselves are scholarly**

Some Quality Sites for peer reviewed articles. Many of these are full text:

[BioMed Central](#): (Journals A-Z or by subject)

Publisher of 189 peer-reviewed open access journals

[Highwire Press](#) (also on the Library Homepage under “Find Articles”)

A division of the Stanford University Libraries, which hosts the

largest repository of high impact, peer-reviewed content, with [1168 journals](#)

[Top of Page](#)