

Open-Ended Template

Names: Cathleen Hastings, Cathy Leshinskie, Carol Gouty

Grade Level: second

Content Area: Geometry: properties and characteristics of shapes

PA Standard(s) addressed: 2.9.3 A, B, C, D

NCTM Standard(s) addressed: recognize, name and draw two-dimensional shapes
describe attributes and parts of two-dimensional shapes

Problem Name: A Walk With Bob

Problem: On Thursday morning Bob left his house and walked to school. After school Bob walked to his friend Ted's house to play. At 5:00 Bob walked home for dinner. Draw the path and label the three places Bob walked. Name the shape made by Bob's walk. Tell why Bob's walk makes this shape.


Directions:

Make a drawing of Bob's walk

Label your drawing

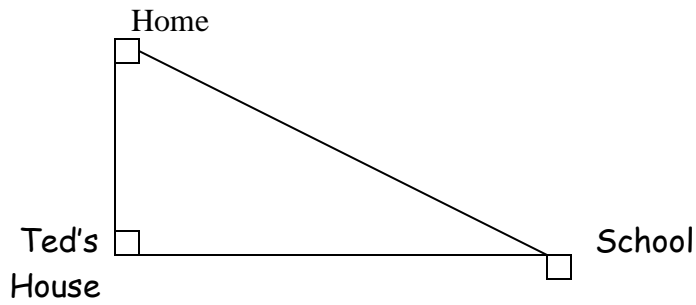
Name the shape made

Explain your answer



Problem Solution(s):

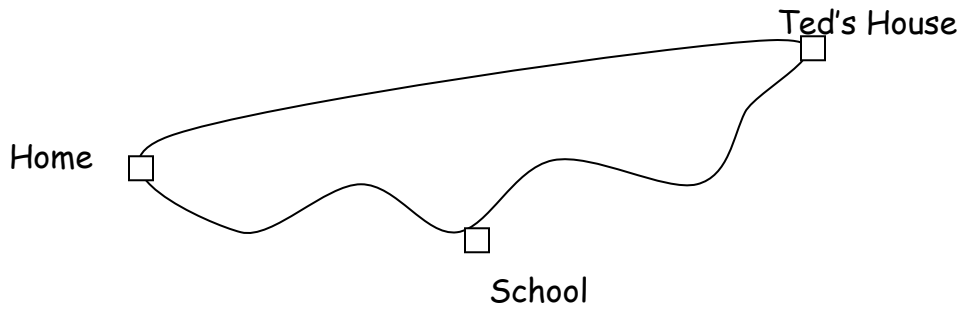
I.



The shape is a triangle


Because it has three sides

II.



It is a closed curve because there are no breaks in it.

III.



It is a line

Because it is a straight path

Specific Rubric:

5. Advanced Understanding:

closed path in the form of a shape
three points labeled
shape correctly named
logical explanation of the shape name

4. Satisfactory Understanding:

closed path or line drawn
three points labeled
shape correctly named
attempted explanation of the shape

3. Almost Satisfactory Understanding:

closed path or line drawn
two or less correct labels
shape correctly named
attempted explanation of the shape

2. Partial Understanding:

partial or incomplete drawing
two or less labels or incorrect labels

1. Minimal Understanding:

partial drawing
no labels

0. No Understanding:

blank