

After downloading apply for and educational license

<http://fetchsoftworks.com/licensing/edustore.application.html>

Apply for Education/Charitable License

You may apply for a free license for the following:

Use by a student or employee of a public or accredited private school, college, university or academy; use by a student or parent engaged in home-schooling; use by volunteers or employees of a tax-exempt charity, to further the work of that charity. Use by government agencies or government research laboratories does not qualify.

We will respond to applications with an email message containing the login name and password for the Fetch education store.

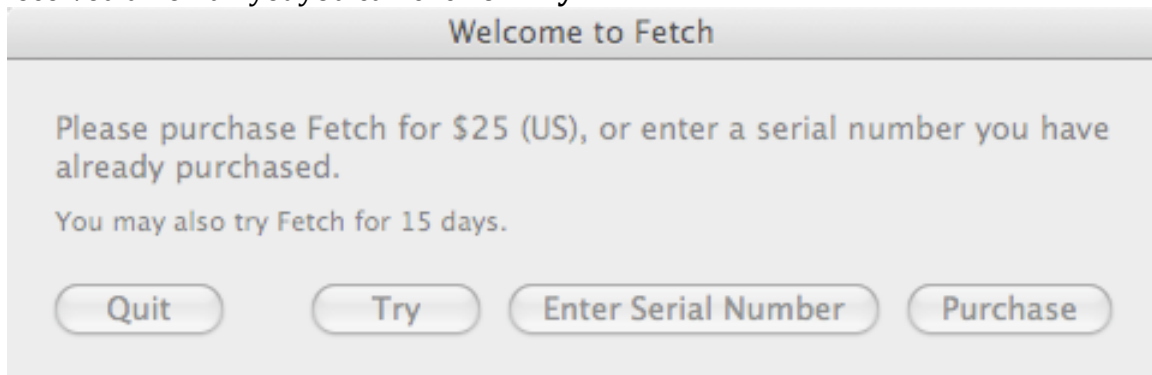
Fields in bold are required.

Name	<input type="text"/>
Purpose	<input type="radio"/> Education <input type="radio"/> Charity
Name of School or Charity	<input type="text"/>
Address	<input type="text"/>
City,State	<input type="text"/>
Zip	<input type="text"/>
Country	<input type="text"/>
Phone	<input type="text"/>
Email	<input type="text"/>
	<input type="submit" value="Submit"/>

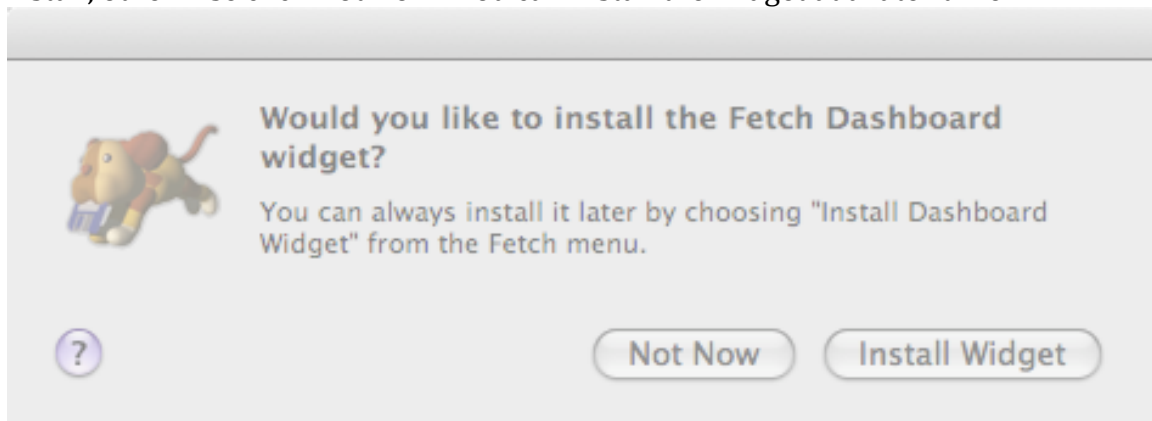
Installing and Configuring Fetch

Double click on the disk image file you downloaded to mount the image and follow the directions on the screen.

When you run Fetch for the first time you will be prompted for a serial number that you will receive in an email after applying for an educational license. If you have not received an email yet you can click on **Try**.

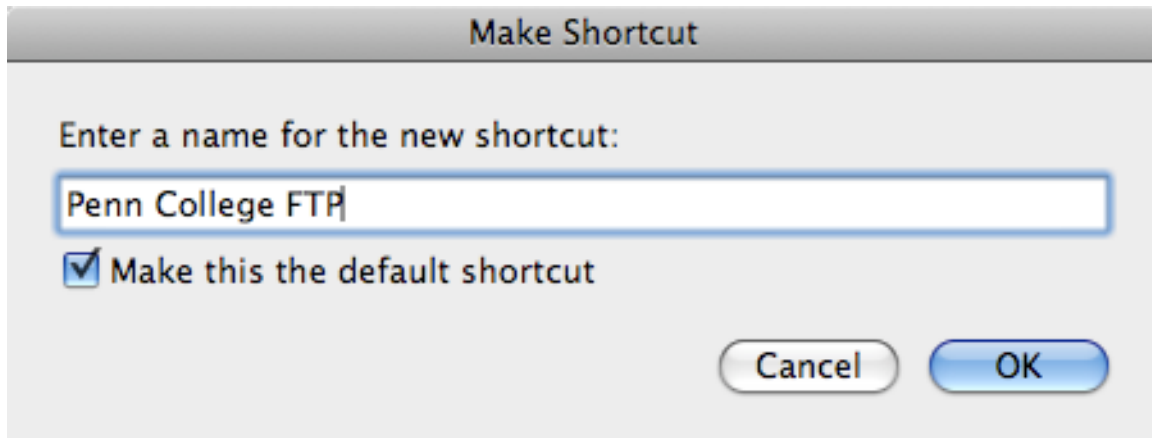


You will then be prompted to install a Dashboard Widget. If you use widgets click Install, otherwise click Not Now. You can install the widget at a later time.

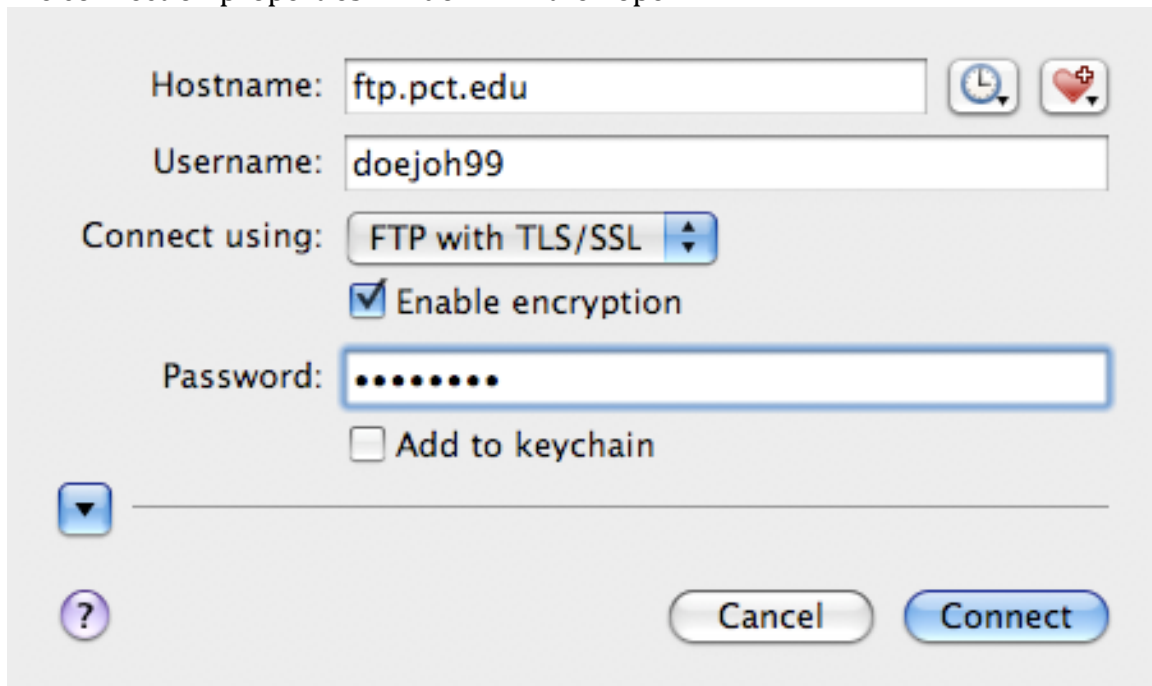


Fetch will then prompt for a new connection.

CLICK on the heart in the upper right hand corner and select “Make Shortcut” Give the shortcut a name and if you want to always default to this connection check “Make this the default shortcut”



The connection properties window will then open



For Username and Password use your Network Username and Password.

If you would like Fetch to remember your password check mark “add to keychain”